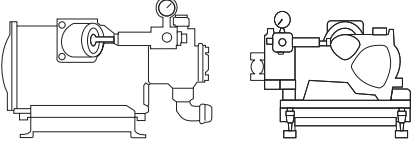
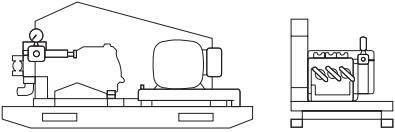
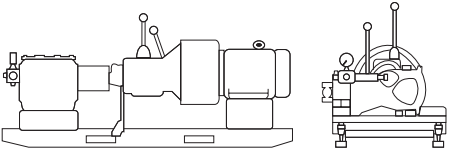
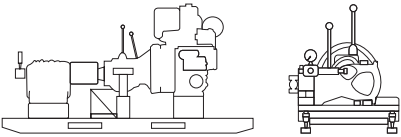


Product Code: TP-80

- TP-80 series Triplex Pumps are generally designated pump water and mud.
- They can be equipped in three different ways as Electrical motor, Diesel engine and Hydraulic driven motor.
- Triplex Pumps spare parts, ceramic cylinders, stainless valves, balls and seals can be easily changed.
- The three cylinders, which are made of steel reinforced ceramic material, are durable against to corrosion and can be changed easily.
- The valves, which are in the form of ball, are made of stainless steel and the valve seats are manufactured from tempered steel.
- The pump safety valve adjusted according to 50 bar pressure.
- If the pressure in the system exceeds these values, then the safety valve activates and by means of this the pump housing is protected against to excessive pressure.
- The pump safety valve can be adjusted to lower values mentioned above.
- The pressure values can be observed with a manometer 0-100 bar.


PUMP VARIANT / POMPA ÇEŞİTLERİ

TP-80H	Water Flow l/min	Water Pressure Bar	Transmission	Weight	Dimensions		
					L	W	H
 <p>TP80-H TRIPLEX MUD PUMP / HYDRAULIC MOTOR</p>	75	40		117	740	620	450
 <p>TP-80E TRIPLEX MUD PUMP / V-BELT</p>	75	50	V-belt	265	1200	650	850
 <p>TP-80EG TRIPLEX MUD PUMP / ELECTRICAL WITH GEARBOX</p>	16	50	1st Gear	305	1800	800	850
	23	50	2nd Gear				
	38	50	3rd Gear				
	75	50	4th Gear				
 <p>TP-80DG TRIPLEX MUD PUMP / DIESEL WITH GEARBOX</p>	16	50	1st Gear	365	1800	800	950
	23	50	2st Gear				
	38	50	3st Gear				
	75	40	4st Gear				

PUMP SPECIFICATIONS

11.6 BHP Continuous Duty (13.8 BHP Intermittent Duty)

Configuration	Horizontal Triplex Piston
Number of Pistons	3
Stroke Length	57.2 mm (2.25 Inches)
Frame Load Rating	1.27 kg (2800 lbs)
Pump Weight	91 kg (200 lbs)
Direction of Rotation	Top of shaft away from head
Internal Gear Ratio	3.6:1
Intermittent Duty Speed Rating	890 rpm
Continuous Duty Speed Rating	750 rpm
Ball Valve Max Speed Rating	625 rpm
Minimum Speed	360 rpm
Mechanical Efficiency	%85
Lubrication System	Splash, Gravity Return
Lube Oil Capacity	2.15 liters (2.25 Quartz)
Lube Oil Type	SAE 30
Maximum Fluid Temperature	140 °F (250 °F Capability)
	60 °C (-28.9 °C Capacity)
Minimum Fluid Temperature	0 °F (-20 °F Capability)
	-17.8 °C (121 °C Capacity)
Standard Suction Size	38.1 mm (1.50 Inch NPT)
Standard Discharge Size	25.4 mm (1.00 Inch NPT)
Fluid End Material	Cast Iron
Valve Types	Ball Valves, Disc Valves
Hydraulic Motor Mount	SAE C - 4 Bolt with 1.25"-14T



PERFORMANCE RATING

Pump Model	Piston Diameter		Displacement		Maximum Pressure		Pump Capacity at Input Speed (RPM)									
							350 RPM		625 RPM		700 RPM		750 RPM		890 RPM	
							lpm	gpm	lpm	gpm	lpm	gpm	lpm	gpm	lpm	gpm
TP80	57.2	2.25	0.122	0.0323	49	700	43	11.3	76	20.2	86	22.6	92	24.2	109	28.7

* Horsepower based on %85 or %90 efficiency. Actual application horsepower requirements can be calculated using equation;
 $BHP = \frac{GPM * PSI}{1714 * 0.85 \text{ or } 0.90}$

* Pump capacities shown are based on %100 volumetric efficiency.

* Dimensions shown are for general sizing purposes and should not be used for construction. Contact Son-Mak for actual dimensions of pump ordered.

* Son-Mak reserves the right to modify this information without prior notice.

