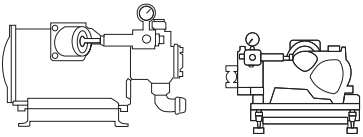
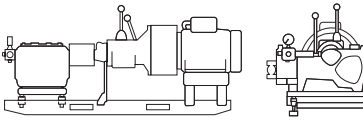
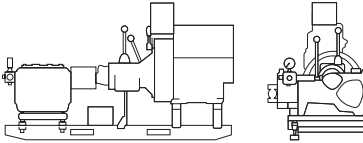


### Product Code: TP-135

- TP-135 series Triplex Pumps are generally designated pump water and mud.
- They can be equipped in three different ways as Electrical motor, Diesel engine and Hydraulic driven motor.
- Triplex Pumps spare parts, ceramic cylinders, stainless valves, balls and seals can be easily changed.
- The three cylinders, which are made of steel reinforced ceramic material, are durable against to corrosion and can be changed easily.
- The valves, which are in the form of ball, are made of stainless steel and the valve seats are manufactured from tempered steel.
- The pump safety valve adjusted according to 50 bar pressure.
- If the pressure in the system exceeds these values, then the safety valve activates and by means of this the pump housing is protected against to excessive pressure.
- The pump safety valve can be adjusted to lower values mentioned above, however, it should not be adjusted over 70 bar.
- The pressure values can be observed with a manometer 0-100 bar.


### PUMP VARIANT / POMPA ÇEŞİTLERİ

TP-135H	Water Flow l/min	Water Pressure Bar	Transmission	Weight	Dimensions		
					L	W	H
 <p>TP-135H TRIPLEX MUD PUMP / HYDRAULIC MOTOR</p>	135	35		205	880	775	520
 <p>TP-135EG TRIPLEX MUD PUMP / ELECTRICAL WITH GEARBOX</p>	30	70	1st Gear	485	1800	1000	850
	45	70	2st Gear				
	75	70	3st Gear				
	135	45	4st Gear				
 <p>TP-135DG TRIPLEX MUD PUMP / DIESEL WITH GEARBOX</p>	30	70	1st Gear	535	1800	1000	850
	45	70	2nd Gear				
	75	70	3rd Gear				
	135	45	4th Gear				

## PUMP SPECIFICATIONS

### 30 BHP Continuous Duty (36 BHP Intermittent Duty)

Configuration	Horizontal Triplex Piston
Number of Pistons	3
Stroke Length	69.9 mm (2.75 Inches)
Frame Load Rating	2.721 kg (6000 lbs)
Pump Weight	210 kg (460 lbs)
Direction of Rotation	Top of shaft away from head
Internal Gear Ratio	3.6:1
Intermittent Duty Speed Rating	1275 rpm
Continuous Duty Speed Rating	900 rpm
Ball Valve Max Speed Rating	1050 rpm
Minumum Speed	360 rpm
Mechanical Efficiency	%85
Lubrication System	Splash, Gravity Return
Lube Oil Capacity	3.78 liters (1 Gallon)
Lube Oil Type	SAE 30
Maximum Fluid Temperature	140 °F (250 °F Capability)
	60 °C (121 °C Capability)
Minumum Fluid Temperature	0 °F (-20 °F Capability)
	-17.8 °C (-28.9 °C Capability)
Standard Suction Size	63.5 mm (2.50 Inch NPT)
Standard Discharge Size	31.8 mm (1.25 Inch NPT)
Fluid End Material	Cast Iron
Valve Types	Ball Valves, Disc Valves
Hydraulic Motor Mount	SAE C - 4 Bolt with 1.25"-14T



## PERFORMANCE RATING

Pump Model	Piston Diameter		Displacement		Maximum Pressure		Pump Capacity at Input Speed (RPM)									
							350 RPM		625 RPM		700 RPM		750 RPM		890 RPM	
							lpm	gpm	lpm	gpm	lpm	gpm	lpm	gpm	lpm	gpm
TP135	69.9	2.75	0.223	0.0589	68.95	1000	80.25	21.2	112	29.5	141	37.4	167	44.2	200	53

\* Horsepower based on %85 or %90 efficiency. Actual application horsepower requirements can be calculated using equation;  
 $BHP = (GPM * PSI) / (1714 * 0.85 \text{ or } 0.90)$

\* Pump capacities shown are based on %100 volumetric efficiency.

\* Dimensions shown are for general sizing purposes and should not be used for construction. Contact Son-Mak for actual dimensions of pump ordered.

\* Son-Mak reserves the right to modify this information without prior notice.

